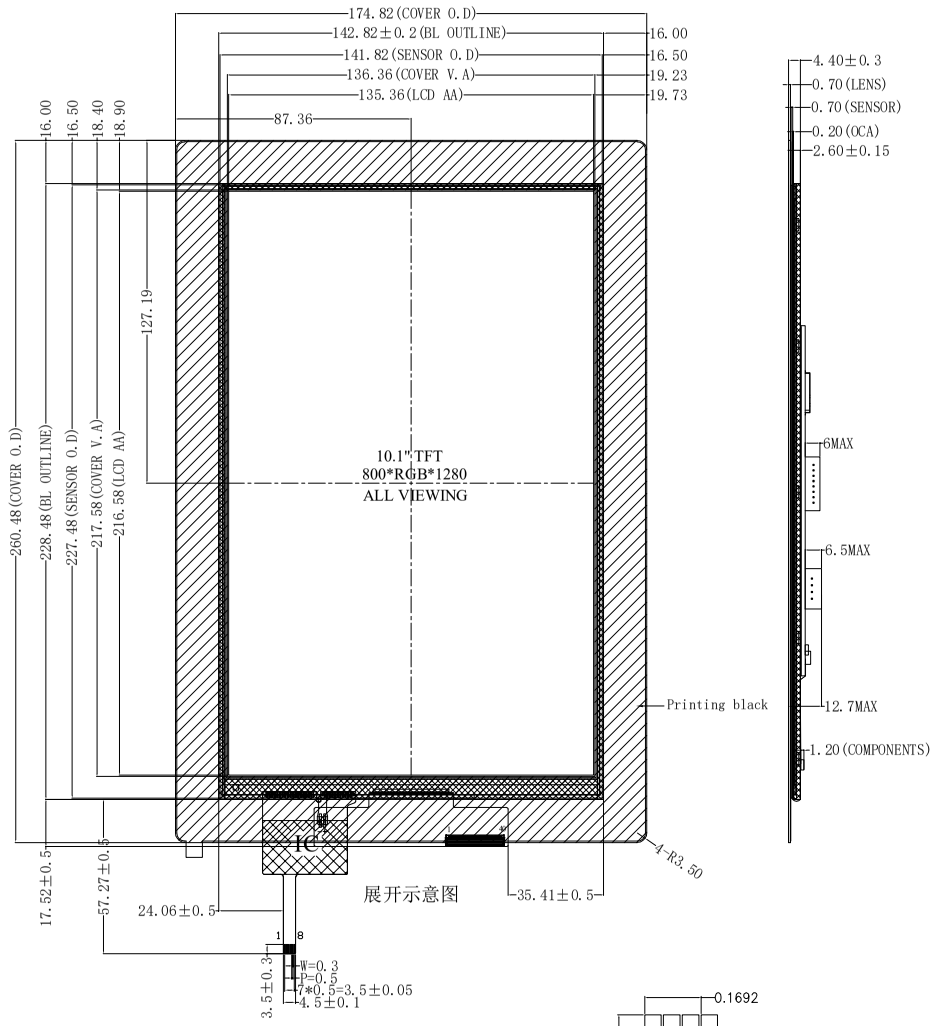

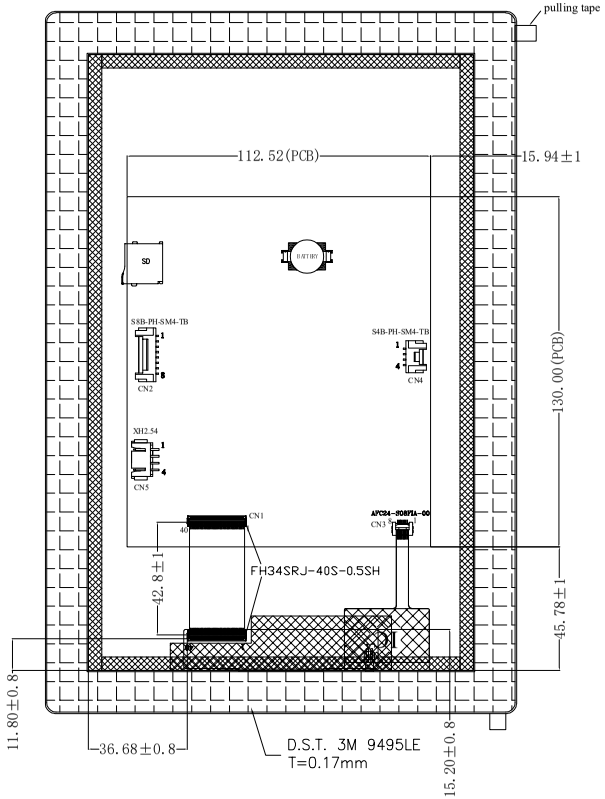

CN2:PIN NAME

1	VDD(5V)
2	RS485_DM
3	RS485-DP
4	GND
5	GND
6	RS485_DP
7	RS485_DM
8	VDD(5V)

CN3:PIN NAME

1	VDD
2	GND
3	GND
4	SCL
5	SDA
6	GND
7	INT
8	RST

CN4:PIN NAME

1	VSS
2	CANH
3	CANL
4	NC

CN5:PIN NAME

1	12V
2	12V
3	GND
4	GND

NOTES:
1. Structure: G+G ;
2. Cover glass: Chemically strengthen glass ;
3. CTP Transmittance: ≥85% ;
4. Surface hardness: 6H ;
5. Touch numbers: 10 points ;
6. General tolerance:±0.2mm ;
7. ( )reference dimension ;
8. Rohs must be compliant.

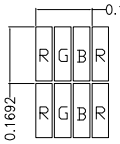

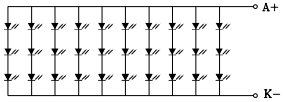

LCM2:LED CIRCUIT DIAGRAM
8.4V~11.4V@10*20MA=200mA

Display Type	TFT,TRANSMISSIVE NORMALLY BLACK
Optimum Viewing Direction	ALL VIEW
Upper Polarizer Type	Anti-Glare
LCD Driver IC	ILI9881C
LCD Operating Voltage	VDD=2.8V
CTP Driver IC	FT5426DQ8
CTP Operating Voltage	VDD=2.8-3.3V
Operation Temperature	-20°C TO 60°C
Storage Temperature	-30°C TO 80°C
LCD/CTP Interface	RS485,CAN/I2C
Backlight	30-CHIPS WHITE LED
Surface luminance	300 cd/m² (TYP.)
White X/Y	---

VER.	SYMBOL	AMENDMENT	SIGN	DATE
V00		First issue	MZH	2023.04.18A

DRAWN	MZH	20230418
ME.CHECKED		
EE.CHECKED		
APPROVED		
CUSTOMER'S APPROVAL		

TITLE

MODULE SPEC.

HMI-HQ101MB4YI-01F1

UNIT	mm	SCALE	FIT
3rd Angle		SHEET 1 OF 1	

上海琪翰科技有限公司