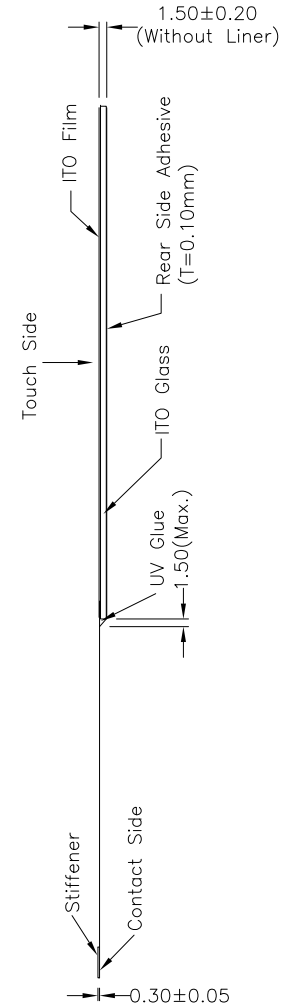
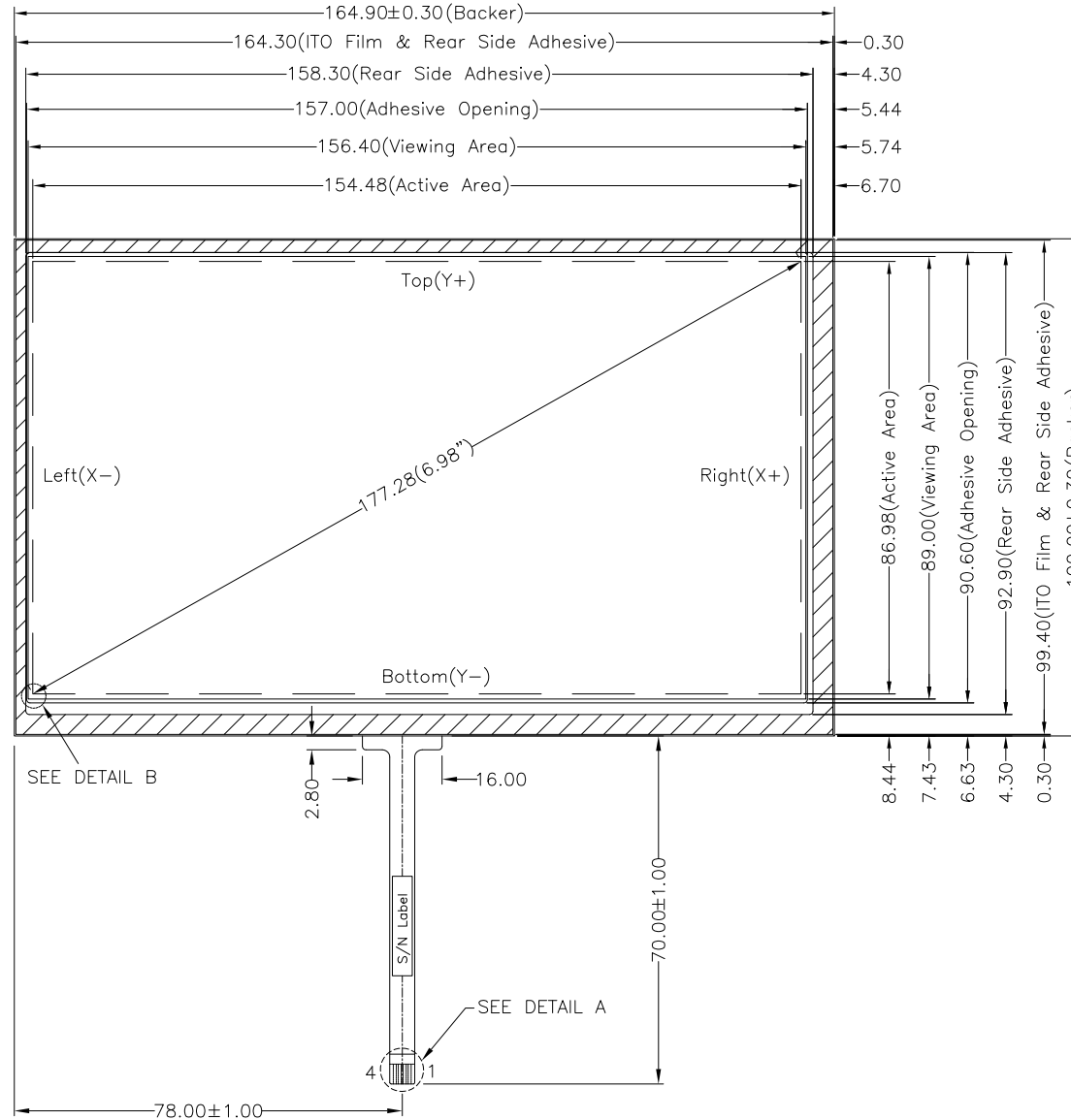
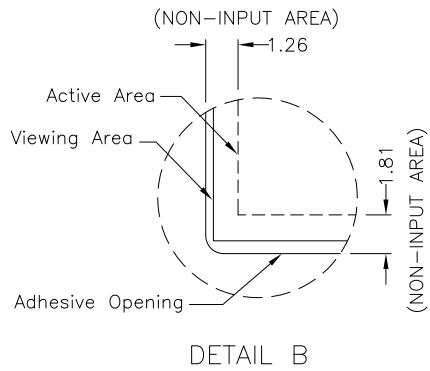
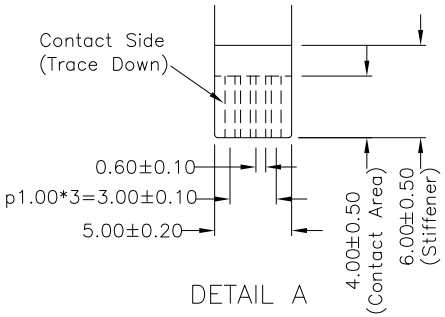


Front Side View

Pin #	Assignment
1	Top(Y+)
2	Right(X+)
3	Bottom(Y-)
4	Left(X-)



- NOTES:
- 1.ITO GLASS THICKNESS : 1.10mm
 - 2.OVERALL THICKNESS : 1.50±0.20mm(WITHOUT LINER)
 - 3.CONNECTOR AND PINOUT AS INDICATED
 - 4.FRONT SURFACE : ANTI-GLARE
 - 5.TAIL TYPE : GOLD PLATED FPC, ZIF
 - 6.FRONT SIDE ADHESIVE : AMT GASKET & ADHESIVE SAMPLES BOOK(A2)
 - 7.OTHER SPEC : SEE APPROVED SHEET
- *BEFORE DESIGN PLEASE REFER TO THE INTEGRATION GUIDE



NO.	DATE	DESCRIPTION	CHK
REVISION			
CHIEF OF DESIGN		APPROVED	Grace
ENGINEER		PROJECT MANAGER	
DRAWN BY	Arthur	DATE	May.22, 2013
SHT 1 OF 1			

Apex Material Technology Corp.

TOLERANCES UNLESS SPECIFIED		DWG NO :
.X	± 0.50	10744-01-0-01
.XX	± 0.50	
.XXX	± 0.30	
ANGULAR	.	SCALE: UNIT: mm